

UKRAINE COVID-19 DAILY SITUATION REPORT*

February 19, 2021; 09:00



**МІНІСТЕРСТВО
ОХОРОНИ
ЗДОРОВ'Я
УКРАЇНИ**



**ЦЕНТР
ГРОМАДСЬКОГО
ЗДОРОВ'Я**


Dr. Jarno Habicht
WHO Representative
Kyiv, 04071, Ukraine
+38 044 428 55 55
<http://www.euro.who.int/en/countries/ukraine>

Dr. Victor Liashko
Deputy Minister of Health
Kyiv 01601, Ukraine
Tel.: +380 44 200 0790
<http://www.moz.gov.ua>

Public Health Center of the
Ministry of Health of Ukraine
Kyiv, 04071, Ukraine
Yaroslavskaya st., 41
Tel.: +380 44 425 43 54
phc.org.ua
covid2019@phc.org.ua



CONFIRMED
1 293 672 (+6 531)

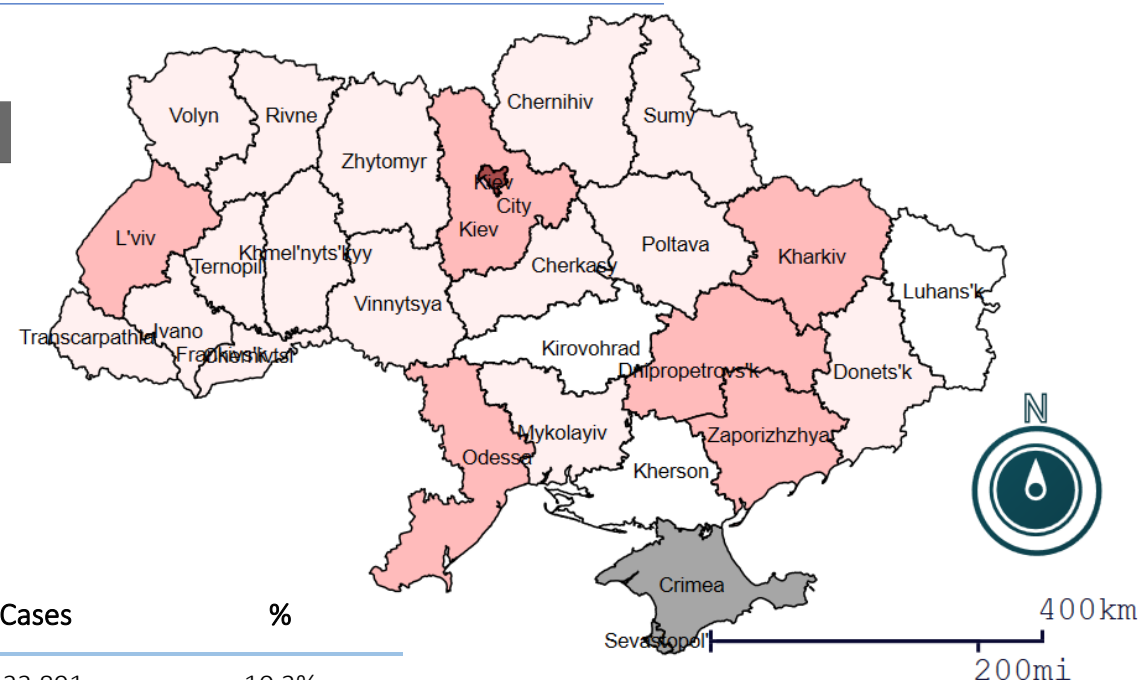
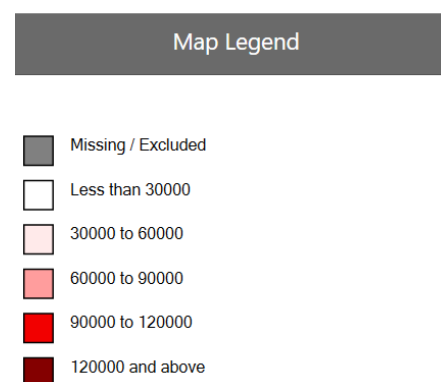


DEATHS
24 972 (+120)



RECOVERED
1 139 977 (+5 857)

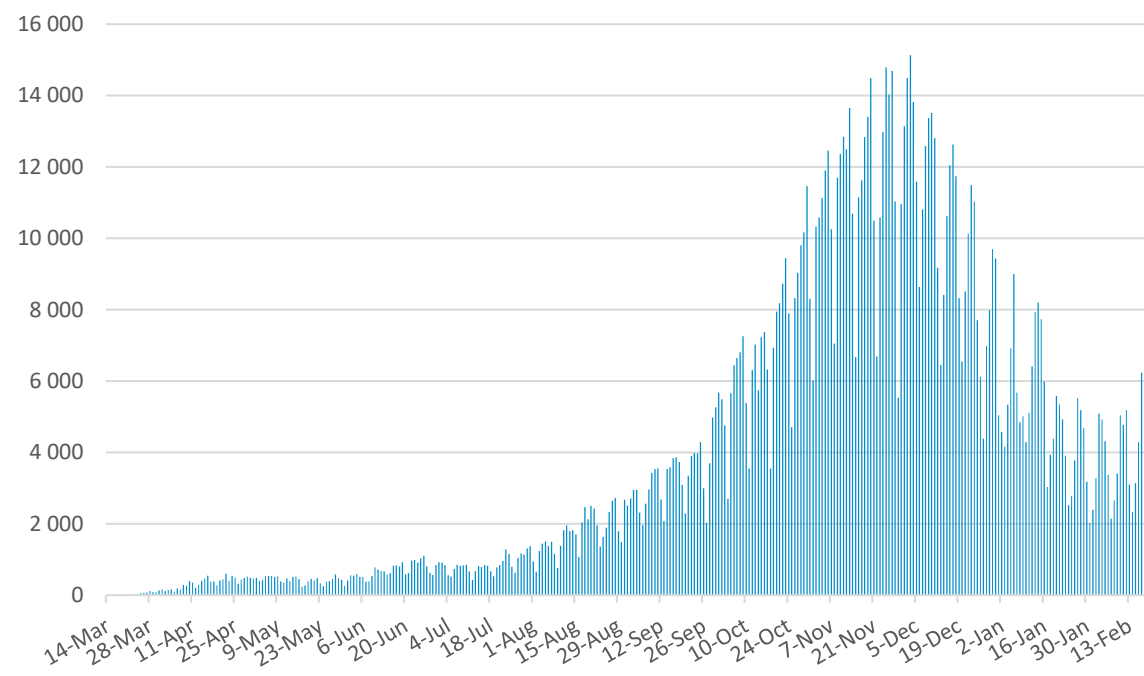
Number of confirmed cases in regions



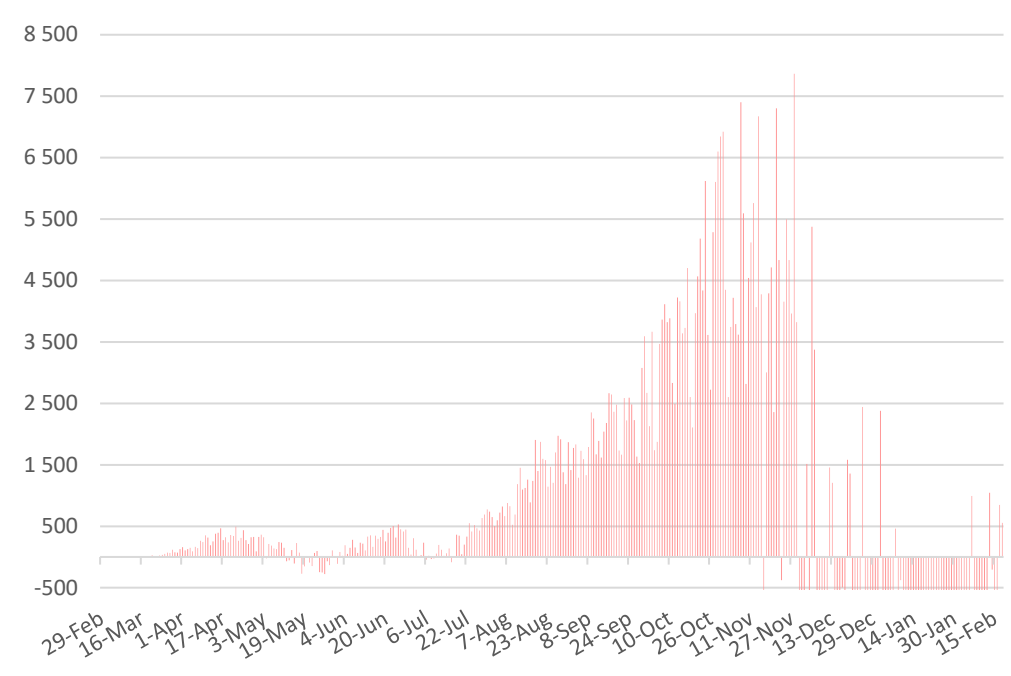
Region	Cases	%
Kyiv city	133 891	10,3%
Odessa	84 123	6,5%
Kharkiv	81 298	6,3%
Lviv	75 491	5,8%
Kyivska oblast	72 820	5,6%
Others	846 049	65,4%

*Please note that retrospective change on the the data has been made according to the information provided by PHC and MoH hence changes in some figures and indicators.

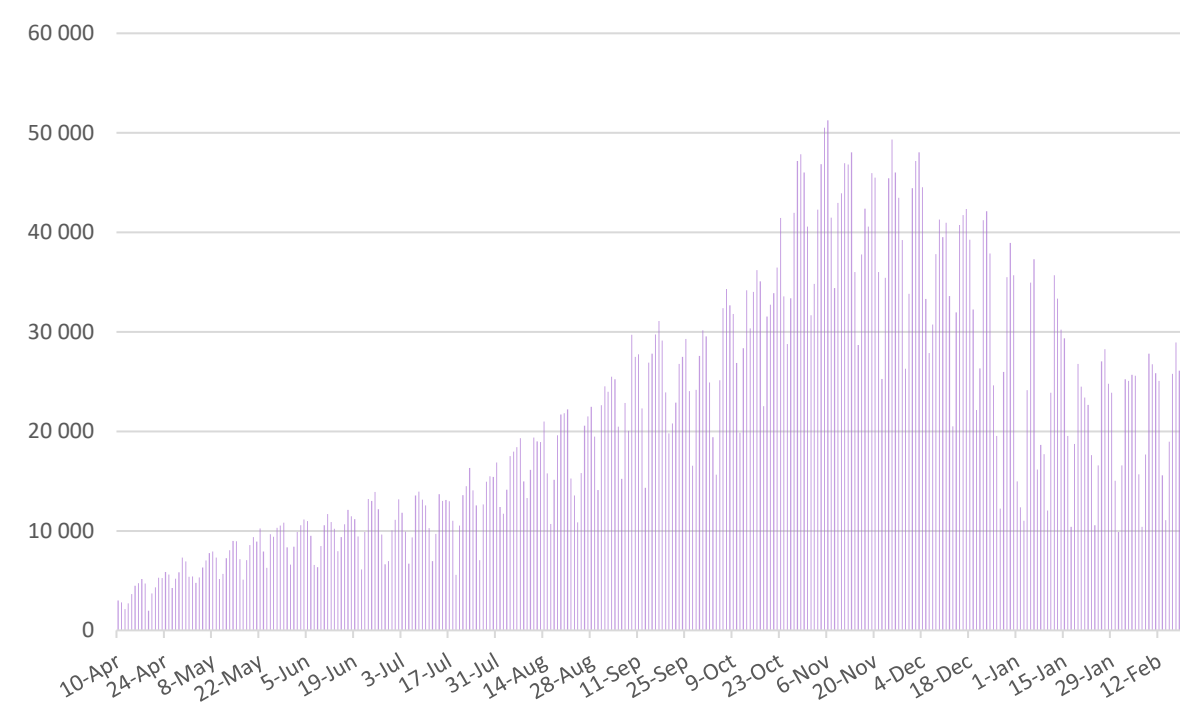
Confirmed cases by date of reporting



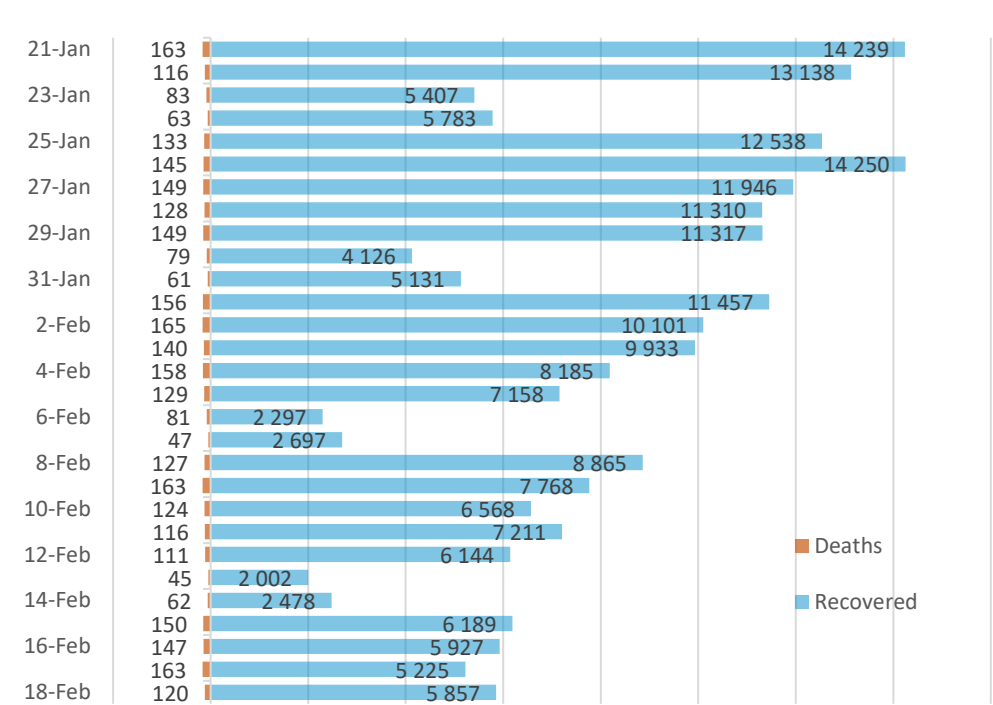
Active cases per day



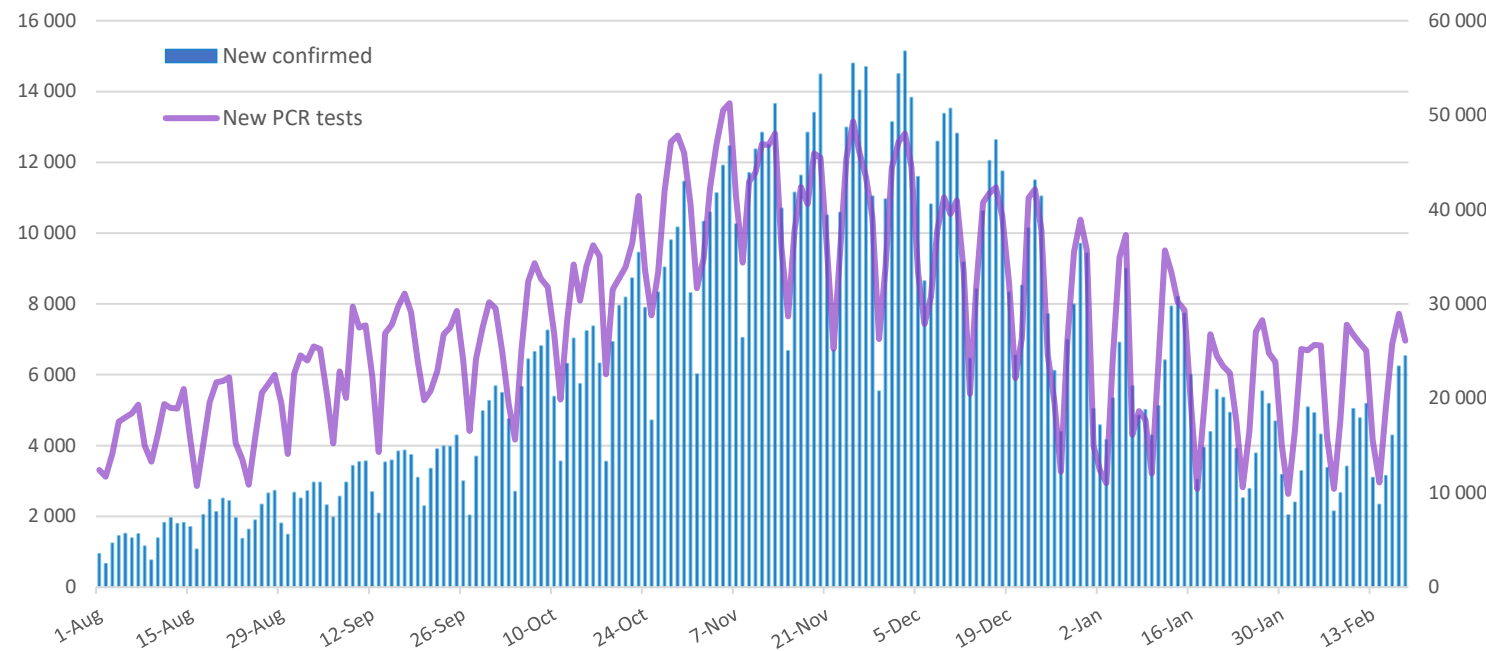
Conducted PCR tests



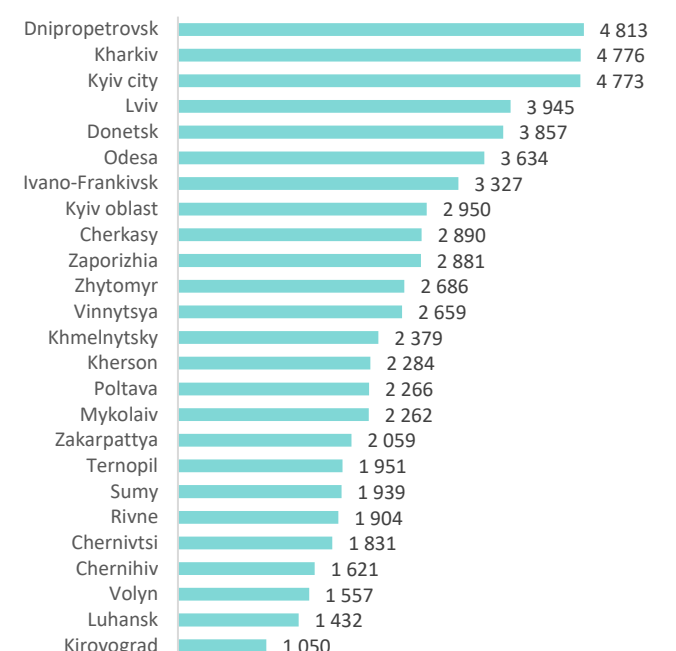
Lethal and recovered cases



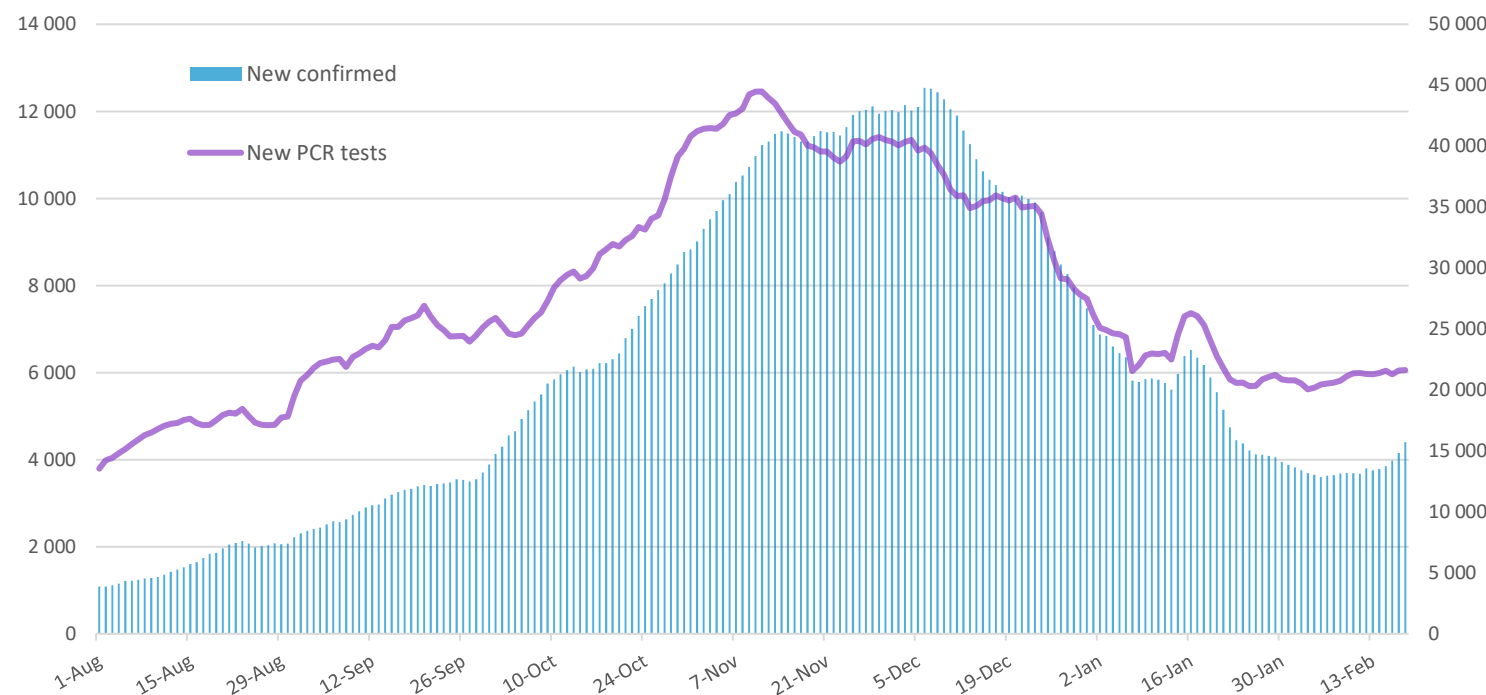
Comparison of number of daily confirmed cases and daily PCR tests



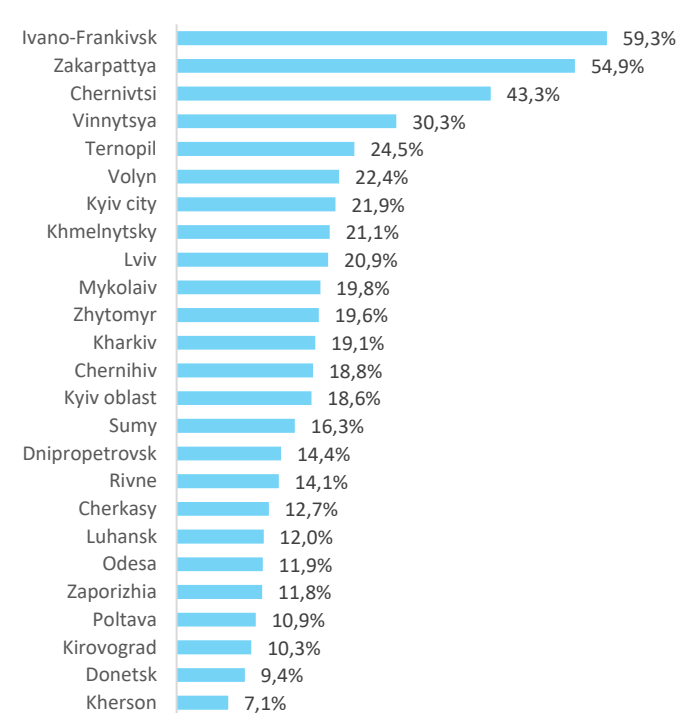
Number of COVID beds in hospitals



Comparison of number of daily confirmed cases and daily PCR tests (normalized for 7 days)



Bed occupancy rate (confirmed cases)



Indicators for COVID-19 epidemic process in Ukraine

Region	Past 7-day cumulative cases	Past 7-day incidence	% change of 7-day cumulative incidence*	Past 14-days cumulative cases	Past 14-day incidence	% change of 14-day cumulative incidence*	Mortality per 100 000 population	Active cases	Active cases per 100 000 population
Kyiv city	2 344	79,1	36,3%	4 064	137,1	9,4%	86,5	40 290	1358,8
Vinnysya	2 288	148,6	45,6%	3 859	250,7	39,2%	39,3	5 035	327,1
Volyn	790	76,7	31,0%	1 393	135,2	6,3%	59,7	2 143	208,0
Dnipropetrovsk	1 315	41,6	-9,6%	2 769	87,5	-0,8%	61,3	3 138	99,2
Donetsk	755	40,2	-5,7%	1 556	82,9	-6,9%	55,1	1 938	103,2
Zhytomyr	1 438	119,5	34,8%	2 505	208,1	22,1%	65,9	3 393	281,9
Zakarpattia	2 181	174,1	26,9%	3 900	311,3	28,5%	66,2	6 065	484,2
Zaporizhia	730	43,5	-32,7%	1 815	108,0	-26,3%	62,1	3 234	192,5
Ivano-Frankivsk	4 427	324,2	31,8%	7 786	570,3	35,0%	79,6	10 310	755,1
Kyiv oblast	1 537	86,3	26,7%	2 750	154,3	6,8%	68,0	4 998	280,5
Kirovograd	214	23,1	29,7%	379	40,8	14,8%	38,9	2 170	233,8
Luhansk	240	35,7	-14,6%	521	77,5	-19,7%	66,0	870	129,4
Lviv	1 636	65,3	8,1%	3 149	125,6	-0,7%	88,4	5 845	233,2
Mykolaiv	680	61,0	5,9%	1 322	118,5	-3,7%	68,4	5 601	502,0
Odesa	1 081	45,5	13,6%	2 033	85,6	1,9%	58,6	5 234	220,5
Poltava	707	51,2	17,6%	1 308	94,7	-8,7%	68,7	2 304	166,8
Rivne	690	59,9	0,4%	1 377	119,6	-1,6%	52,6	1 457	126,6
Sumy	636	59,8	12,8%	1 200	112,9	6,1%	61,2	1 915	180,1
Ternopil	961	92,8	22,0%	1 749	168,8	3,7%	56,1	2 006	193,7
Kharkiv	1 286	48,5	11,1%	2 443	92,2	-3,9%	57,6	4 786	180,6
Kherson	190	18,6	-42,1%	518	50,6	-13,4%	61,0	1 006	98,3
Khmelnysky	905	72,4	13,1%	1 705	136,3	6,2%	68,8	2 136	170,8
Cherkasy	748	63,0	7,9%	1 441	121,4	-5,7%	51,2	3 032	255,5
Chernivtsi	2 504	278,3	66,4%	4 009	445,6	48,3%	105,3	5 981	664,7
Chernihiv	522	52,9	21,4%	952	96,5	-2,6%	73,2	3 836	389,0
Ukraine	30 805	80,9	15,9%	56 503	148,4	9,1%	65,6	128 723	338,0

**(Current 14/7-day cumulative incidence – 14/7-day cumulative incidence one week ago) / 14/7-day incidence one week ago.*

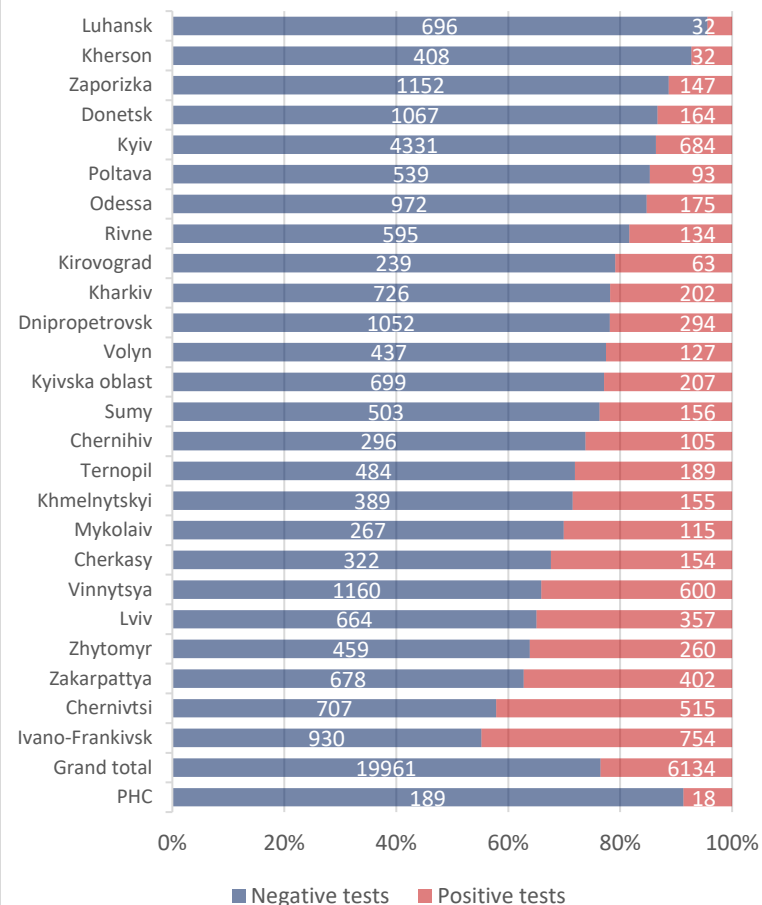
Green – decline in % change.

Yellow – slight increase (from 0% to 20%).

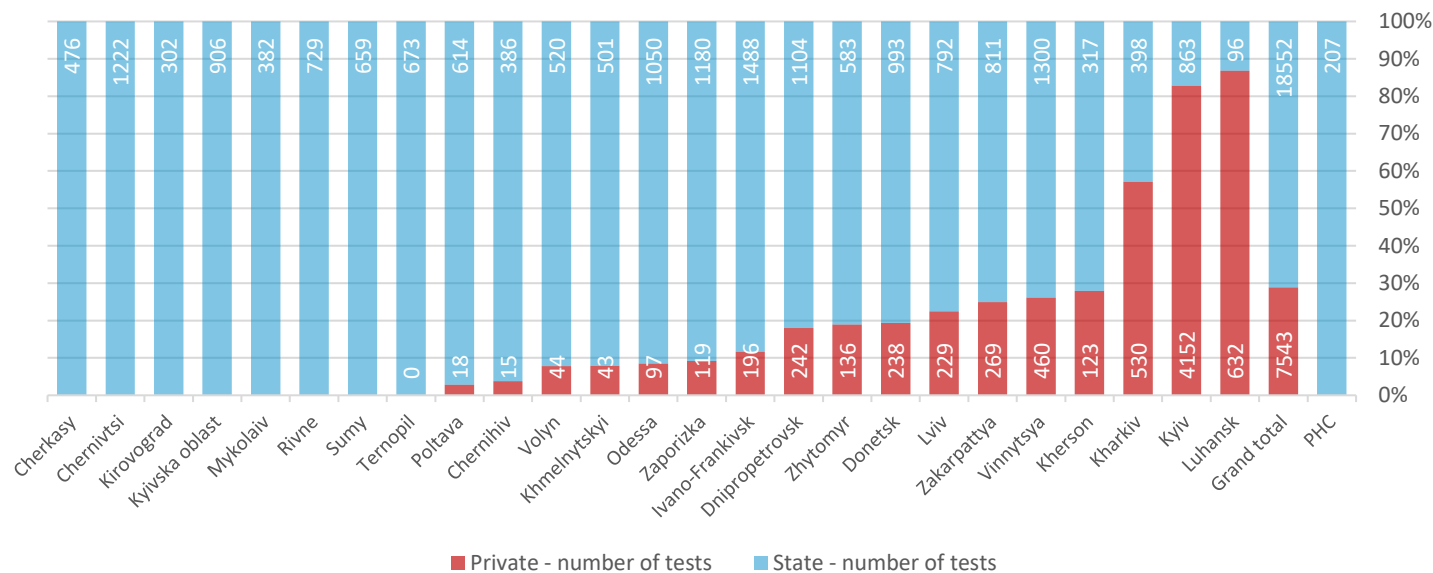
Red – significant increase (higher than 20%).

Daily information about laboratories and PCR testing in regions (as of February 19; 09:00)

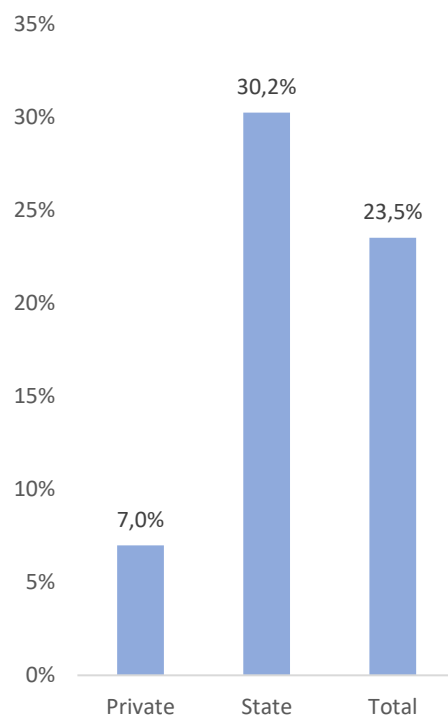
Number of positive* and negative results



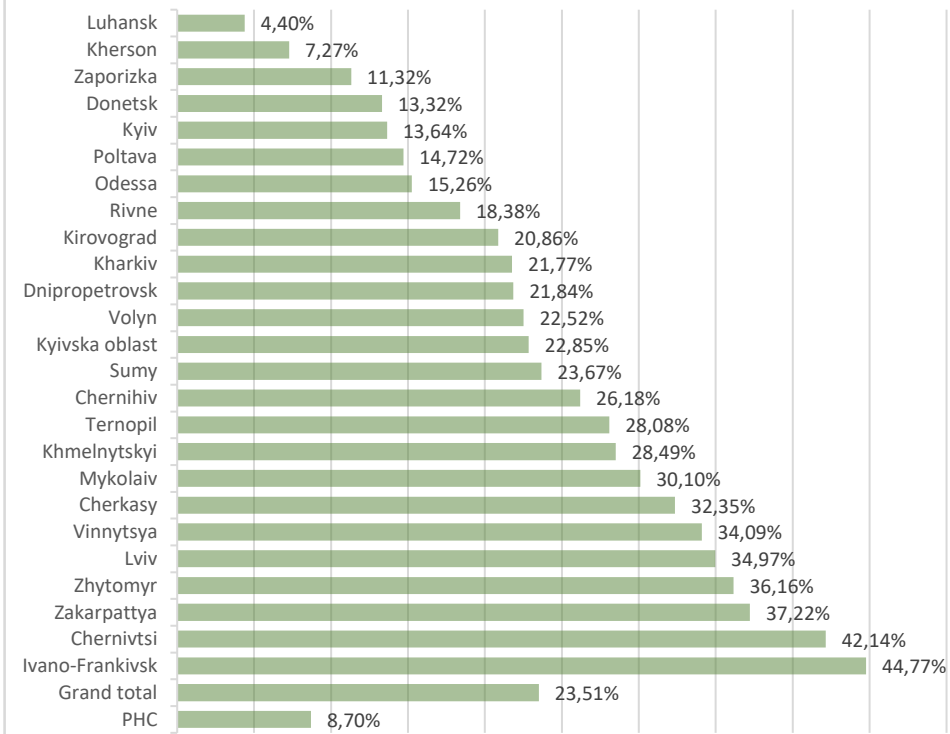
Share of tests done in private and state labs



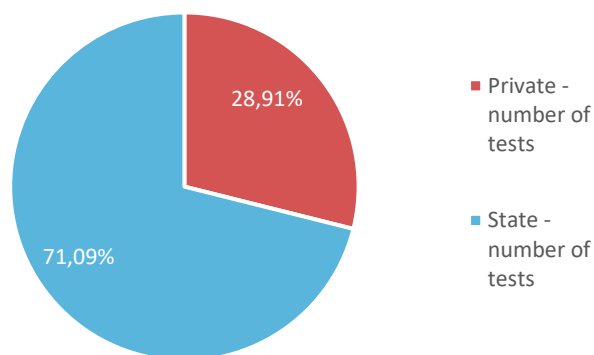
Positivity rate in private and state labs



Percent of positive result

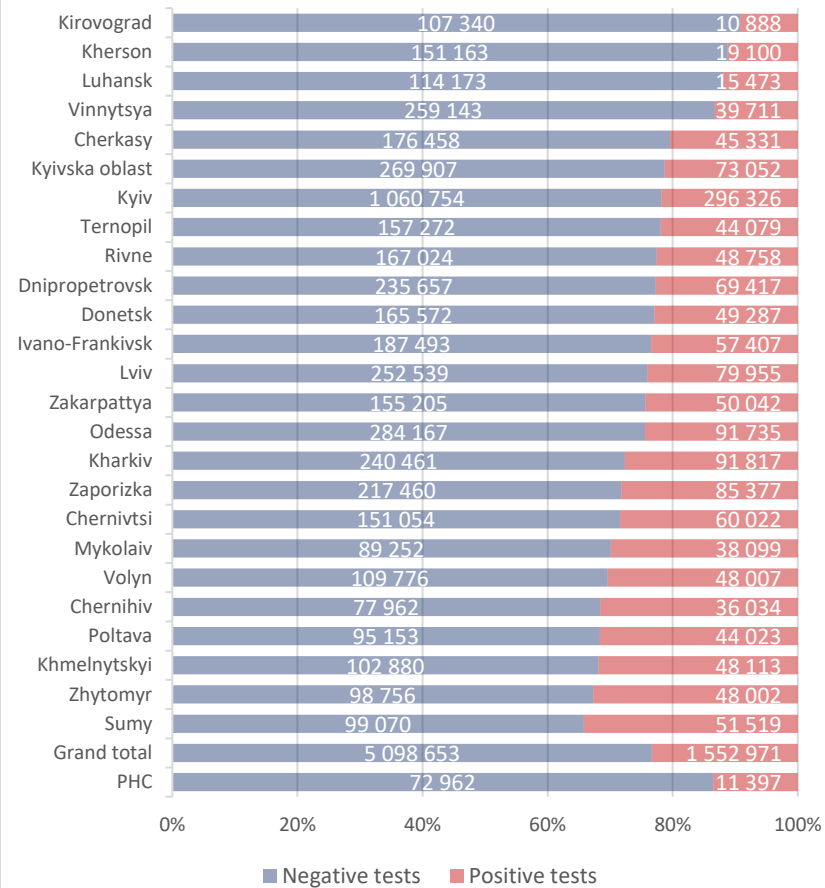


Tests done in private and state labs

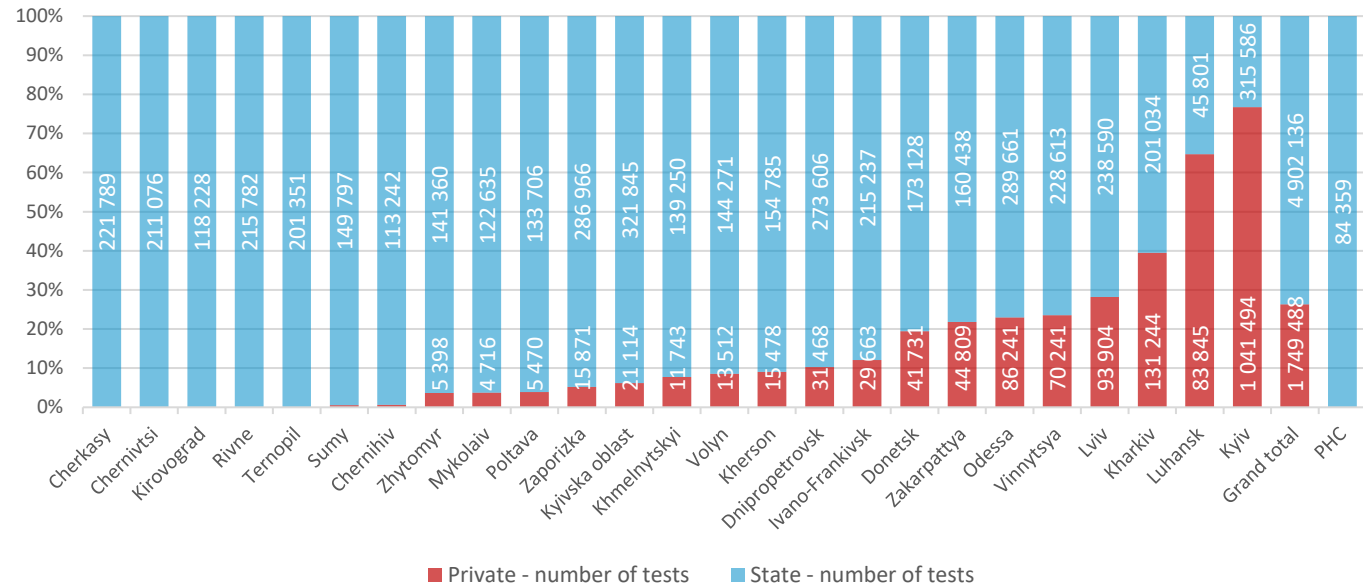


Cumulative information about laboratories and PCR testing in regions (as of February 19; 09:00)

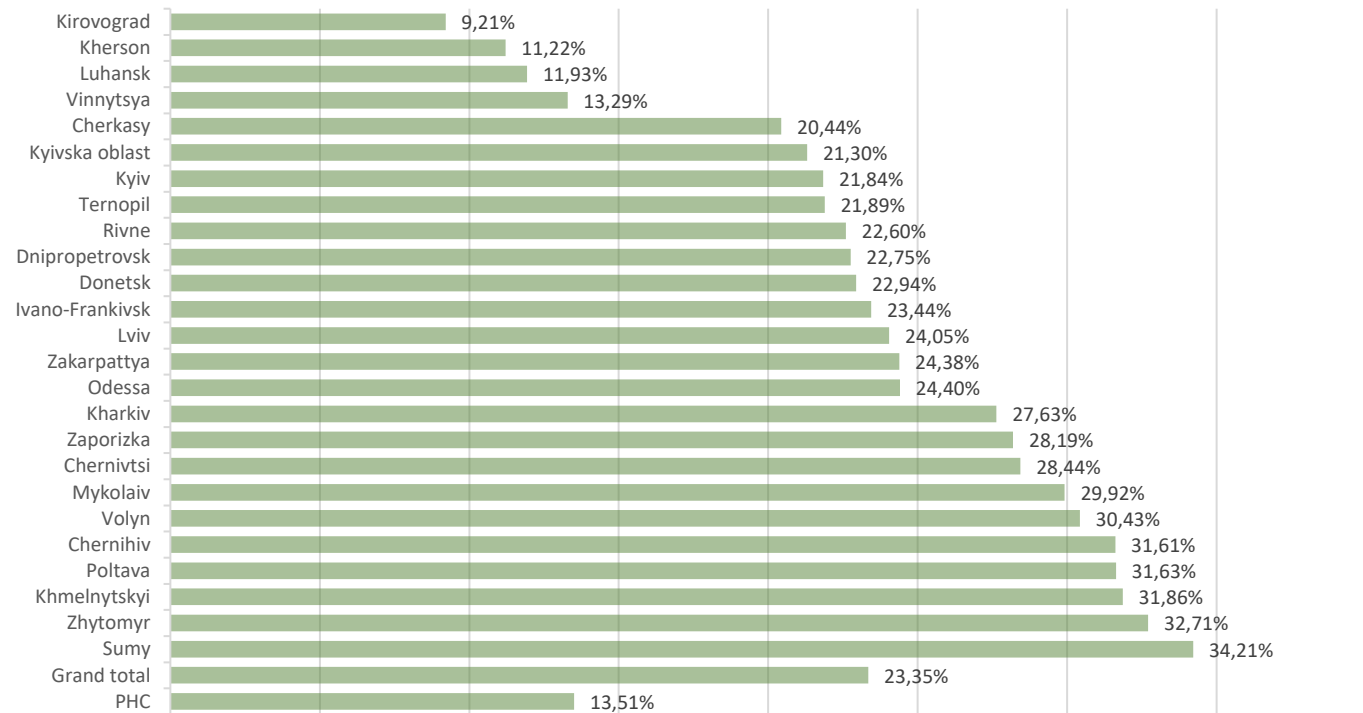
Number of positive* and negative results



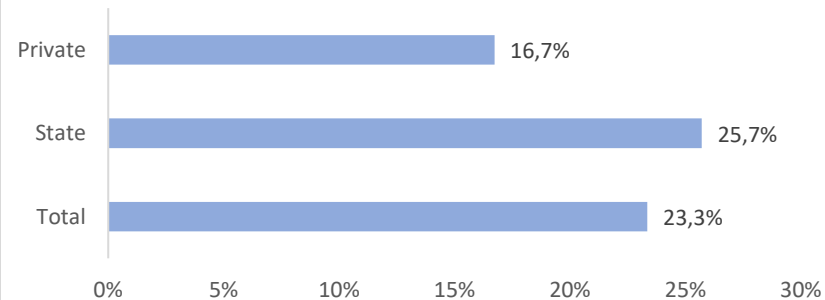
Share of tests done in private and state labs



Percent of positive result

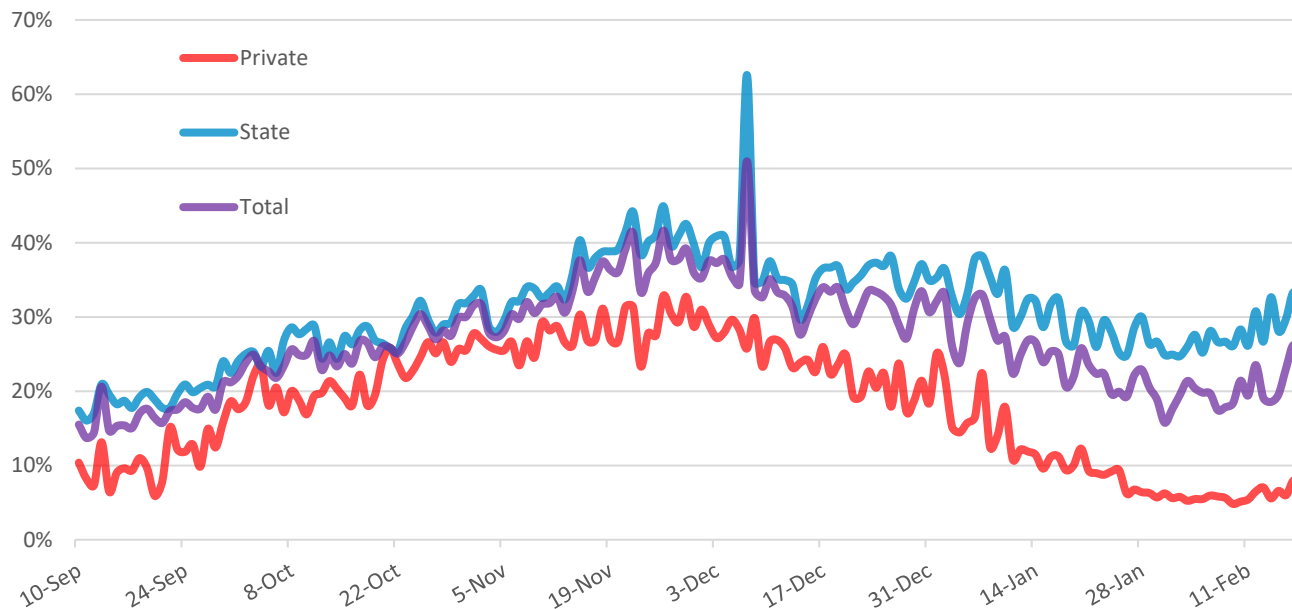


Positivity rate in private and state labs



*Positive results also include positive re-tests.

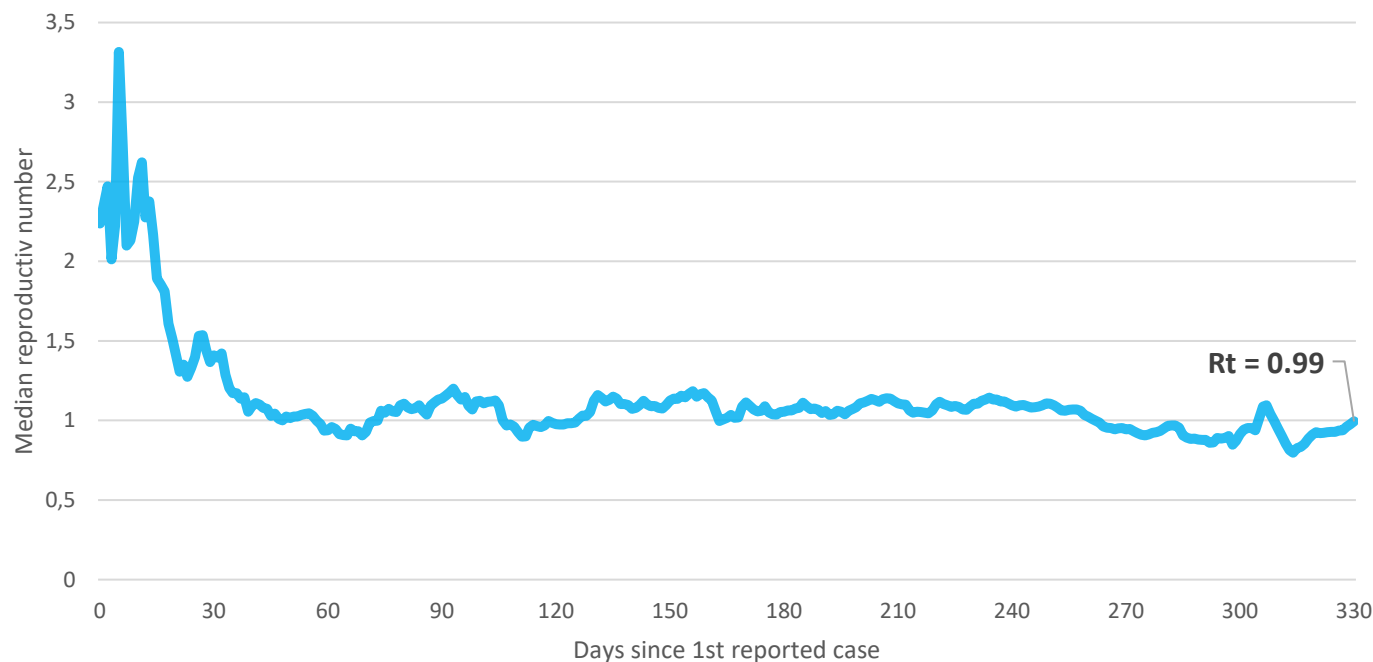
Changes in trend of test positivity



Latest measures of the government

- [The government has introduced adaptive quarantine in Ukraine since February 24](#). There will be four levels of epidemic danger, according to which certain restrictive measures will be established.
- The Ministry of Health of Ukraine together with partners launched a separate information portal on vaccination against COVID-19 - vaccination.covid19.gov.ua.
- [Pfizer has applied for registration of COVID-19 vaccine](#).
- [Practical training of mobile crews for immunization by Pfizer/BioNTech and AstraZeneca vaccines](#) from COVID-19 has started in Ukraine.

Estimated median reproduction number based on date of reporting (7 day moving average)



Relevant links

- [WHO Euro Regional interactive dashboard](#) (English)
- [WHO Euro Regional interactive dashboard](#) (Russian)
- [Daily situation report](#)
- [Updated WHO advice for international travel](#)
- [WHO global interactive dashboard](#)
- [Public Health Center of the MoH](#)
- [Coronavirus in Ukraine](#)